



**CITY OF GREENVILLE
RIGHT-OF-WAY WORK
PERMIT FORM**

Permit No. _____

Issue Date _____

Exp. Date _____

Name of Applicant:	Name of Contractor:
Street:	Street:
City, State, Zip:	City, State, Zip:
Contact Name and Daytime Phone:	Contact Name and Daytime Phone:
Address of Proposed Work:	Description of Proposed Work:

Please provide a sketch of the proposed work in the space below. Show entire property, and dimensions of work to property lines.



All construction must conform to the attached specifications.

Approved by: _____ Approval date: _____

DRIVEWAY AND SIDEWALK SPECIFICATIONS

Location and Design

New public sidewalks shall be 4-feet wide and placed parallel to the property line fronting the road. The edge of the sidewalk closest to the house (rear edge) shall be 12-inches closer to the road than the property line. The rear edge shall be set 3-inches above the back of curb or centerline where no curb exists. The front edge of the sidewalk shall be 1-inch lower than the rear edge.

Sidewalks shall be a minimum of 4-inches thick concrete, except at driveway crossings, where the minimum thickness shall be 6-inches. Concrete driveways in the street right of way shall be a minimum of 6-inches thick. Reinforcement by welded wire mesh or poly fibers is optional, but recommended.

Bituminous driveways in the street right of way shall consist of a minimum of 6-inch road gravel, such as meets MDOT 22A specifications, and 2½-inches of blacktop.

In either case, driveways shall make provision for a concrete sidewalk in the proper location whether sidewalk exists on the property or not.

New residential driveways should be located on the property as allowed by section 19.03 of the Zoning Ordinance. Questions about allowable location of the driveway may be directed to the City Engineer's office.

Subgrade

The subgrade shall consist of clean granular material, such as sand. It shall be free from topsoil, roots, clay and other unsuitable materials to within 4-inches from the bottom of the new walk or driveway.

Forms

Forms shall be of lumber, 1½-inches thick or of steel of equal strength and of appropriate width for the depth of concrete required. Flexible strips may be used on curves. They shall be rigidly held to line by stakes or braces. All division plates shall be removed before the pouring of concrete.

Slip form methods are also allowable provided that the template is of the appropriate dimensions, and the concrete is of the proper consistency to remain in place after placement.

Thickness and Proportions

The sidewalk shall not be less than 4-inches thick and at least 6-inches thick at driveways. The concrete mix shall meet the requirements of MDOT mix 35S, which consists of at least 5 sacks of air entrained cement and shall be proportioned to achieve a minimum strength of 3,500 pounds per square inch with a 28 day curing time.

Driveway and Sidewalk Specifications

Page 2

Inspection and Testing

Please contact the City of Greenville Engineering Department at 754-5645 at least 24 hours prior to pouring concrete for a form inspection. The City reserves the right to take a sample of the concrete for strength testing. Failing tests may subject the entire driveway or sidewalk to removal and replacement.

Placing and Finishing

Concrete shall be placed immediately after mixing. It shall be tamped and struck off with a template and shall be floated with a wood float until the surface has a true contour. Care shall be taken not to bring to the surface an excess of water and fine sand by over-finishing. The final finish shall consist of brushing with a calcimine brush.

Expansion Joints

A ½-inch expansion joint of pre-molded strips of bitumen-treated fiber or mineral aggregate shall be installed across the walk at approximate 80-foot intervals. An expansion joint shall also be placed at all places where the walk intersects a curb line or another walk.

Jointing and Edging

Joints shall be cut every 5-feet of sidewalk and both edges of walk edged. The edges and joints shall be rounded to a 1/4-inch radius.

Curing

After initial set of the concrete and within 24 hours, the driveway or walk shall be sprayed with membrane curing.

Form Removal and Clean-up

After the forms have been removed, fill shall be placed along each edge of the driveway or sidewalk and up to the top of the concrete to protect the edges. The disturbed area shall be sodded or seeded immediately.

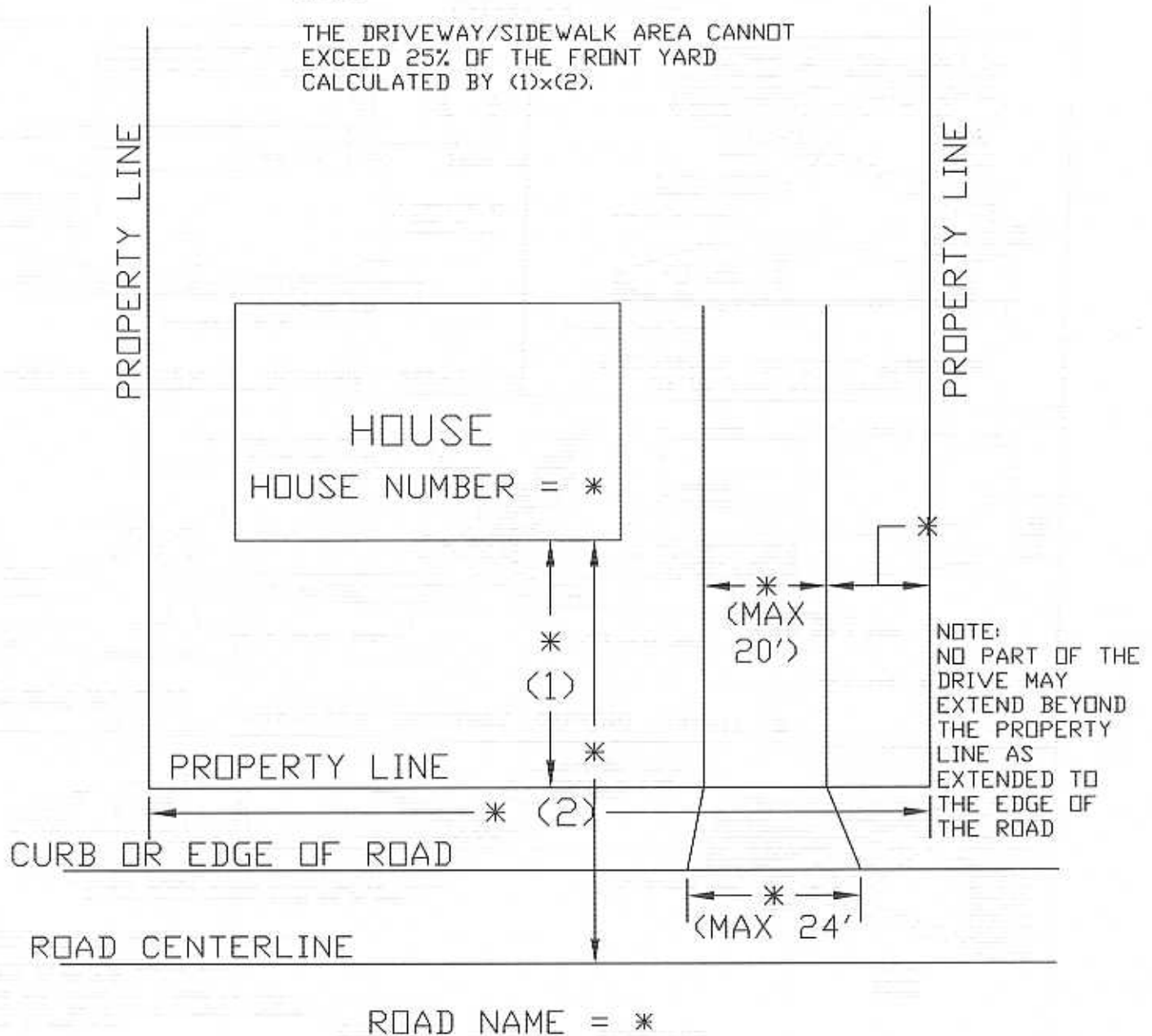
Barricades

Barricades are required at all driveways for up to 7 days after laying of concrete to prevent vehicles from using the drive until it reaches a minimum of 7 day strength. Barricades and diligence shall also be used to prevent damage from pedestrian and bicycle traffic before the concrete reaches its initial set. Any damaged concrete shall be removed and replaced.

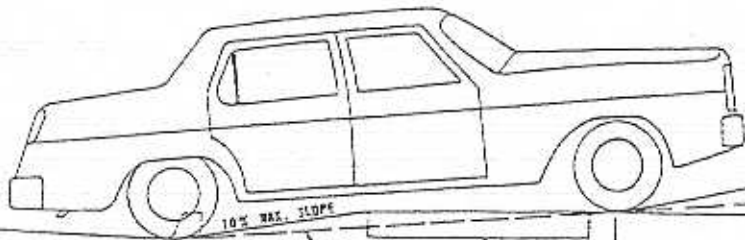
DRIVEWAY / RIGHT OF WAY PERMIT REQUIREMENTS

NOTE:

THE DRIVEWAY/SIDEWALK AREA CANNOT EXCEED 25% OF THE FRONT YARD CALCULATED BY (1)X(2).

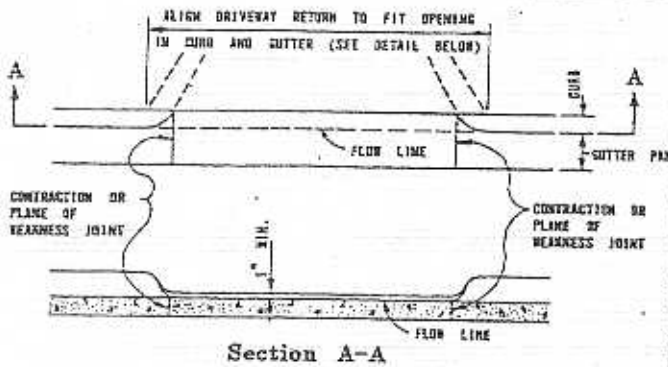


PLEASE PROVIDE DIMENSIONS IN FEET WHERE INDICATED BY * AND SHOW THE ROAD NAME AND ADDRESS ON SKETCH.

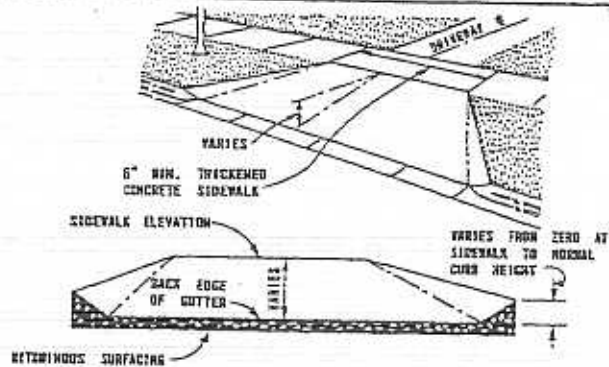


17% MAX. CHANGE IN SLOPE AT 10' INTERVALS (CAR)
 1% MAX. CHANGE IN SLOPE AT 10' INTERVALS (CREST)

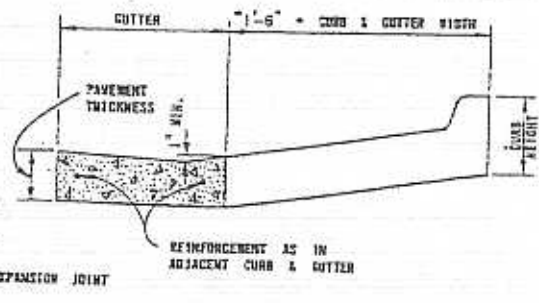
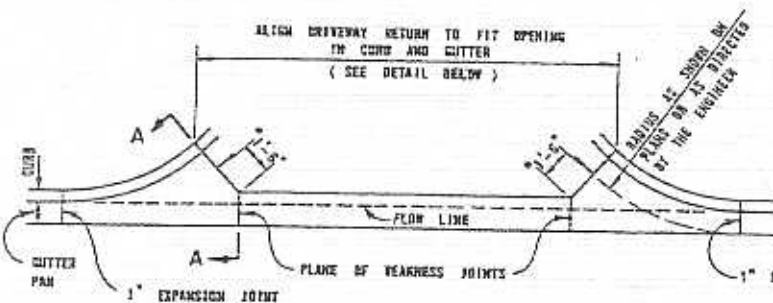
DRIVEWAY SLOPES



Section A-A

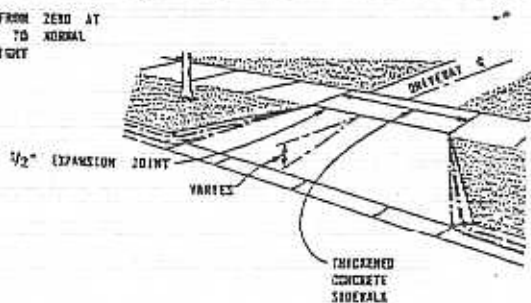
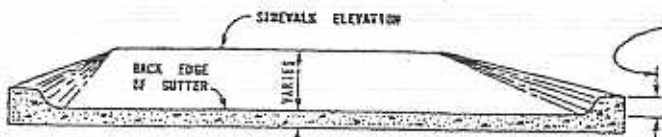


BITUMINOUS DRIVEWAY APPROACH
 (to be used with Detail L)



SECTION A-A

CONCRETE DRIVEWAY OPENING - DETAIL M



CONCRETE DRIVEWAY APPROACH (to be used with Details L & M)

NOTES:
 MONOLITHIC CURB IS INCLUDED IN THE CONCRETE DRIVEWAY APPROACH QUANTITY.
 REINFORCEMENT IS NOT REQUIRED UNLESS SPECIFIED ON THE PLANS.
 WHEN AREA BETWEEN CURB & GUTTER AND SIDEWALK IS MORE THAN 300 SQ. FT., CAST DRIVEWAY APPROACH IN TWO OR MORE POURS.

MICHIGAN DEPARTMENT OF TRANSPORTATION
 BUREAU OF HIGHWAYS STANDARD PLAN FOR

DRIVEWAY OPENINGS & APPROACHES, AND CONCRETE SIDEWALKS

 PREPARED BY DESIGN DIVISION DRAWN BY: J.L.R. CHECKED BY: H.A.W.	<i>Charles M. Hall</i> ENGINEER OF CONSTRUCTION	<i>Dwight A. Bell</i> ENGINEER - ROAD DESIGN
	<i>M.E. Wittman</i> ENGINEER OF MAINTENANCE	<i>H.E. Buchanan</i> ENGINEER OF DESIGN DEPARTMENT DIRECTOR JAMES P. FITZ
	<i>James P. Fitz</i> ENGINEER OF MATERIALS & TECHNOLOGY	<i>James P. Fitz</i> DEPUTY DIRECTOR - HIGHWAYS
	<i>W.Boe</i> ENGINEER OF TRAFFIC AND SAFETY	<i>James P. Fitz</i> DEPUTY DIRECTOR - HIGHWAYS

6-6-88	4-22-88	II-29E	SHEET 1 OF 2
F.H.T.A. APPROVAL	PLAN DATE		

SECTION 19.02 EXISTING NONCONFORMING PARKING AND LOADING AREAS

- A. Any building or use which fully or partially meets the off-street parking or loading requirements of this Ordinance on the effective date thereof or at any subsequent time, thereafter continue to comply with these requirements at the highest degree of compliance reached.
- B. Existing off-street parking and loading areas, stall sizes, and number of spaces either installed or part of an approved construction project for which a permit has been issued by the effective date of this Ordinance in excess of that required by this Chapter shall not be reduced unless and until all other requirements in this Chapter and all landscaping requirements in this Ordinance have been met.
- C. Whenever there is any change in use or an increase in number of employees, or an increase in floor area, or in any other unit of measurement specified in this Chapter, additional off-street parking and loading facilities shall be provided on the basis of the resultant change.

SECTION 19.03 SINGLE AND TWO FAMILY RESIDENTIAL PARKING REQUIREMENTS

- A. Required residential off-street parking spaces shall consist of a clearly defined parking strip, parking bay, or driveway, or combination thereof and shall be located on the premises they are intended to serve. Parking spaces provided within an carport or enclosed garage shall be counted toward meeting the minimum parking space requirement.
- B. The amount of paving for the parking strip, parking bay, or driveway shall not cover more than twenty-five percent (25%) of the front yard area. (Amended June, 1998)
- C. The minimum driveway width shall be eight (8) feet. A driveway shall only be located in a side yard with a minimum width of ten (10) feet. Not more than one (1) parking space shall be provided in the front yard.
- D. Maximum driveway entrance width shall be twenty (20) feet; maximum driveway opening at the street line or curb shall be twenty-four (24) feet on a flared opening.
- E. A maximum of one (1) driveway opening shall be permitted per each single-family or two-family residential lot frontage per each one hundred and fifty (150) feet of each street frontage. (Amended 5/4/99)
- F. All driveways and parking areas shall be improved with concrete with a minimum thickness of six (6) inches, asphalt with a minimum thickness of two and one half (2 1/2) inches over a six (6) inch gravel base, or brick pavers manufactured for use as a driving course. (Amended 6/98)
- G. For the purpose of this Chapter, tandem parking is the authorized parking of one (1) vehicle behind another parked vehicle to meet the parking requirements of this Chapter. (Not intended to include a parallel parking arrangement.) Tandem parking is permitted only to provide parking space for single-family and two-family residential use and may be a part of the driveway, provided no parking space extends into a public or private right-of-way.